

Quality System & Product Certificates



JOIN CROP TECHNOLOGY CREATE BRILLIANT



TENSION CLAMP/ANCHOR CLAMP



DEAD-END ANCHORING CLAMP FOR AERIAL BUNDLED CABLE

Description

The anchor clamp is designed to anchor insulated main line with 4 conductors to the Pole, or service lines with 2 or 4 conductors to the pole or wall. The clamp is composed of a body, wedges and removable and adjustable bail or pad.

One core Anchor clamps are design to supporting the neutral messenger, the wedge can be self-adjusting. Pilot wires or street lighting conductor are led alongside the clamp. The self opening is featured by an integrate spring facilities for easily insert the conductor into the clamp.

Standard: NFC 33-041.

Material

Clamp body made of weather and UV resistance Polymer or aluminum alloy body with polymer wedge core. Adjustable link made of hot dip galvanized steel(FA) or stainless steel(SS).

Features

- Tool free installation with wedges sliding inside the body.
- Easy to open bail permits fixing to brackets and pigtails.
- Adjustable length of bail in three steps.

SERVICE LINE ANCHOR CLAMP



Models	2ANW10.35-*	4ANW10.35-*	AN2PA25-*	AN4PA25-*	PA-225-*	PA-425-*
Cable Range (mm ²)	2x10-35	4x10-35	2x10-35	4x10-35	2x16-25	4x16-25
Cable Diameter(mm)	4 ~ 8	4 ~ 8	4 ~ 8	4 ~ 8	4 ~ 8	4 ~ 8
Core No.	2	4	2	4	2	4
MBL (daN)	300 (400)	300 (400)	200	200	200	200

(*Add "FA" mean steel rope, add "SS" mean stainless steel rope

SERVICE LINE ANCHOR CLAMP



Models	2AN10.35	4AN10.35	AC-157-*	AC-158-*
Cable Range (mm ²)	2x10-35	4x10-35	2x16-35	4x16-35
Cable Diameter(mm)	6 ~ 10	6 ~ 10	3 ~ 8	3 ~ 8
Core No.	2	4	2	4
MBL (daN)	600	600	250	300

(*Add "FA" mean steel rope, add "SS" mean stainless steel rope



SERVICE LINE ANCHOR CLAMP



Models	AN-PA25-*	AC-PAG25-*	PA 25x100
Cable Range (mm ²)	2x16-35	2x16-35	4x16-25
Cable Diameter(mm)	4-22	4-22	6 ~ 10
Core No.	2 or 4	2 or 4	4
MBL (daN)	250 (300)	250 (300)	250

(*)Add "FA" mean steel rope, add "SS" mean stainless steel rope

AC-PA SERIES



Models	AC-PA25-*	AC-PA1500-*	AC-PA2000-*
Cable Range (mm ²)	16-25	50-70	95-120
Cable Diameter(mm)	8 ~ 10	12 ~ 14	14~ 16
Core No.	1	1	1
MBL (daN)	600 (800)	1000(1500)	1500(2000)

(*)Add "FA" mean steel rope, add "SS" mean stainless steel rope

4 CORE SERIES



Models	4AN16.35S-*	4AN50.120S-*	4AN50.120BS-*
Cable Range (mm ²)	4x16-35	4x50-120	4x50-120+2x10-35
Cable Diameter(mm)	8 ~ 11	14-16	14-16
Core No.	4	4	4
MBL (daN)	1500	3200	3200

(*)Add "FA" mean steel rope, add "SS" mean stainless steel rope



Models	4AN16.50	4AN50.120	4AN16.50H	4AN50.120H
Cable Range (mm ²)	4x16-50	4x50-120	4x16-50	4x50-120
Cable Diameter(mm)	8 ~ 14	14-16	8 ~ 14	14-16
Core No.	4	4	4	4
MBL (daN)	1500	2000	2000	3500
Remarks	M12 close bolt	M12 close bolt	M12 close bolt, Heavy	M12 close bolt, Heavy



Models	1AN16.35-*	1AN35.70-*	1AN50.70-*	1AN70.95-*	1AN95.120-*
Cable Range (mm ²)	16-35	35-70	50-70	70-95	95-120
Cable Diameter(mm)	8 ~ 11	10 ~ 14	12 ~ 14	14~ 16	16~20
Core No.	1	1	1	1	1
MBL (daN)	1000	1500	1500	1500	1800
Remarks		rope length 230mm			

(*)Add "FA" mean steel rope, add "SS" mean stainless steel rope



Models	PA-1000-*	PA-1500-*	PA-2000-*
Cable Range (mm ²)	25-35	50-70	70-95
Cable Diameter(mm)	8~11	11~14	14~18
Core No.	1	1	1
MBL (daN)	1000	1500	2000

(*)Add "FA" mean steel rope, add "SS" mean stainless steel rope



Models	FNB30/*	FNB60/*	Plug-80
Cable Tie Width Max	9	9	-
MBL (daN)	150	250	150
Remarks	* cable tie size	* cable tie size	



DEAD-END ANCHORING CLAMP FOR ADSS/ROUND CABLES/ MESSENGERED FIG-8 CABLES

Description

For optical fiber cables type ADSS, Automatic conical tightening. Opening bail easy to be installed.

All the parts secured together.

Standard: NFC33-042.

Material

Clamp body made of weather and UV resistance Polymer or aluminum alloy body with polymer wedge core.

Adjustable link made of hot dip galvanized steel(FA) or stainless steel(SS).

Features

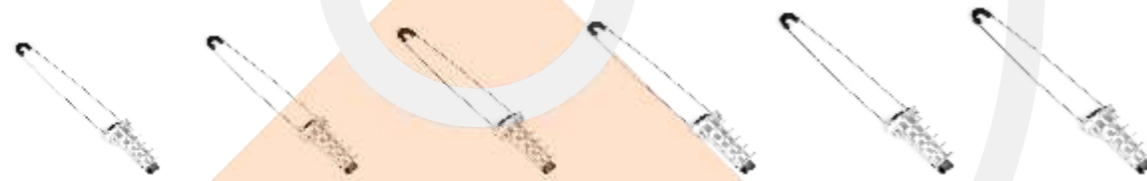
A pair of wedges grips the cable automatically within the conical body.

The installation does not require any specific tools and the operating time is drastically reduced.



Models	PA35-S(*)	PA57-S(*)	PA69-S(*)
Cable Diameter(mm)	3 ~ 5	5 ~ 7	6 ~ 9
L(mm)	120, 200, 300	120, 200, 300	120, 200, 300

(*)Add L(mm) in models
For messengered Fig-8 cable, AAAC or Steel Fibre glass reinforced resin; Round ADSS
Tensile strength according to the cable



Models	PA-100S*	PA-120S*	PA-140S*	PA-160S*	PA-180S*	PA-200S*
Cable Diameter(mm)	7 ~ 10	10 ~ 12	11 ~ 15	14 ~ 16	15 ~ 18	18 ~ 20
L (mm)	Default L: 400	Default L: 400	Default L: 400	Default L: 400	Default L: 400	Default L: 400

(*)Add L(mm) in models
For messengered Fig-8 cable, AAAC or Steel Fibre glass reinforced resin; Round ADSS
Tensile strength according to the cable



Models	PA04-S120M	PA07-S(*)M	PA09-S250M
Cable Diameter(mm)	3 ~ 6	3 ~ 7	7 ~ 9
L(mm)	120	120, 200, 250, 300	250

(*)Add L(mm) in models
For messengered Fig-8 cable, AAAC or Steel Fibre glass reinforced resin; Round ADSS
Tensile strength according to the cable



Models	PA-05-*Z	PA-05-*	PA-02-*	PA-01-*
Cable Diameter(mm)	3-7	3-7	6-8	8-10
Min Tension (daN)	400	400	500	500
L(mm)	360	360	400	400

(*)Add "FA" mean steel rope, add "SS" mean stainless steel rope
For messengered Fig-8 cable, AAAC or Steel Fibre glass reinforced resin; Round ADSS
*Z=Zinc Alloy Wedge



Models	APA-25-*	APA-25*-500	APA-50-*	APA-50*-500
Cable Diameter(mm)	3 ~ 7	3 ~ 7	6 ~ 10	6 ~ 10
Min Tension (daN)	700	700	1000	1000
L(mm)	210	500	210	500

(*)Add "FA" mean steel rope, add "SS" mean stainless steel rope



Models	AD-1012*-.500	AD-1214*-.500	AD-1416*-.500	AD-1618*-.500
Cable Diameter(mm)	10 ~ 12	12 ~ 14	14 ~ 16	16 ~ 18
Min Tension (daN)	800	800	800	800

(*)Add "FA" mean steel rope, add "SS" mean stainless steel rope
For round ADSS

SUSPENSION CLAMP ASSEMBLY

Description

Suspension clamp for ABC, NFC 33-041, EN61284, control quality as IS9001: 2008

Each Suspension assembly shall include:

- a) One number suspension bracket.
- b) One number suspension clamp.

Material

Suspension Bracket: Made of Aluminium Alloy suitable for attachment to a concrete pole by single 16mm galvanized iron hooks.

The suspension clamp and the movable connecting link shall be made of weather resistant and mechanically strong termos insulating material without any steel component.



Models	1SC25.95+BR1	1SC25.95-Fr+BR2	1SC25.95+BR3
Refer Code	CS1500	CS1500	ES1500
Cable Range (mm ²)	16-95	16-95	16-95
MBL (daN)	Plastic: 900 Aluminum Bracket: 1500 Plastic: 900 Aluminum Bracket: 1500 Plastic: 900 Aluminum Bracket: 1500		

*Installing on the pole by stainless steel strap ST0.7x20, or by M16 size machine bolt

SUSPENSION CLAMP FOR ABC CABLE

Description

Suspension clamp is designed for the installation and suspension of four core self-supporting LV-ABC cables to poles or walls. The clamp can be easily installed without damage to the cable insulation. No loose parts.

Standard: EN 50483-2, VDE0211

Material


The clamp is made of hot-dip galvanized steel and weather resistant material Equipped with shear head bolt.



Models	SU-Mini10.35	SU-Mini50.95	SU-Max95.120	SU-Max120.150
Cable Range(mm ²)	4x10-35	4x50-95	4x95-120	4x120-150
MBL (daN)	1000	1000	1500	1500

*Installing on pole together with M16 size hook bolt or bracket

SUSPENSION CLAMP FOR ABC CABLE



Models	PT-1	PT-2
Cable Range (mm ²)	4x(25-50)	4x(70-95)
Bundled Diameter(mm)	25	40
MBL (daN)	800	800



Models	SU-UNI	SU-UNI-HDUTY
Cable Range (mm ²)	2-4x16-120	2-4x16-120
MBL (daN)	2000	4000

SUSPENSION CLAMP FOR ROUND ADSS CABLE

Description

The clamps PS-ADSS can be installing on hook bracket, also can be use with stainless steel straps.

Features

Up to 25° deviation angle

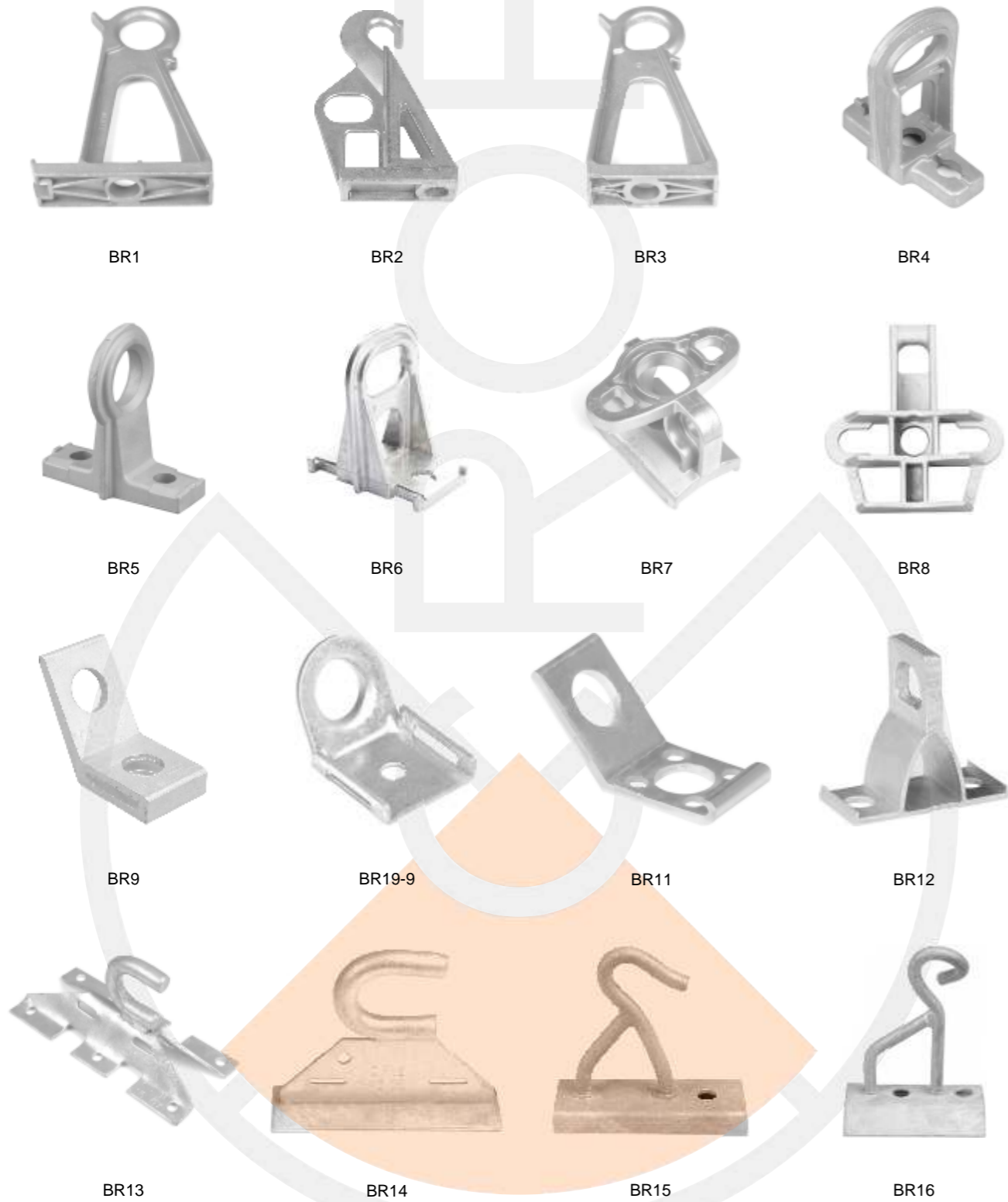


Models	PS615ADSS(*)	PS1520ADSS(*)	PS2227ADSS(*)
Max Spans(m)	150	150	150
Cable Diameter(mm)	6~15	15 ~ 20	22 ~ 27
Min Tensile (daN)	300	300	300
L(mm)	120	120	120

(*)Add "F" in the reference to order a suspension clamp with a shear-off wing nut

BRACKET & ACCESSORIES FOR CLAMP

A



CROP TECHNOLOGY GROUP LTD.

Add: No.77, Zhongji Rd, Yueqing City, Zhejiang, China.
 Tel: 0086-577-6259 2550
 Fax: 0086-577-2778 9058
 Ph./Whatsapp: 0086 138 6832 9796
 Wechat: WXL17757788662
 Email: info@cncropgroup.com

