

Quality System & Product Certificates



JOIN CROP TECHNOLOGY CREATE BRILLIANT



PARALLEL GROOVE CLAMP



Description

Designed to connect two parallel bare conductors. Conductors can be aluminum alloy or aluminum steel reinforced.

Material

Connector bodies made of corrosion resistant, high strength aluminum alloy 99.5
 Bolts: DIN 933, steel 8.8, dacromet; Nut: DIN934, dacromet, pressed into lower part
 Pressure pad: aluminum alloy; Spring washer: DIN127, steel
 Conical washer/Spring washers: Steel, DIN6796 corrosion-protected, dacromet
 Stainless steel A2 bolts and nuts available according to order.

Features


Pressure pad ensuring uniform pressure along the clamp
 Cross-grooved clamp channels of universal clamp type
 improve mechanical pullout strength and electrical contact.

PG660 SERIES




Models	PG660-11	PG660-12	PG660-22	PG660-23	PG660-24
Main Line(mm ²)	16-70	16-150	16-70	16-150	25-185
Service Line (mm ²)	16-70	16-150	16-70	16-150	25-185
Bolt No.	1	1	2	2	2
Remarks	Al to Al	Al to Al	Al to Al	Al to Al	Al to Al

PG660 SERIES



Models	PG660-31	PG660-32	PG660-33	PG660-34
Main Line(mm ²)	16-70	16-150	25-240	35-300
Service Line (mm ²)	16-70	16-150	25-240	35-300
Bolt No.	3	3	3	3
Remarks	Al to Al	Al to Al	Al to Al	Al to Al

PG571 SERIES



Models	PG571-0*	PG571-0A*	PG571-1A*	PG571-2A*	PG571-1B*	PG571-2B*
Main Line(mm ²)	6-70	16-70	16-120	50-240	16-120	50-240
Service Line (mm ²)	6-70	16-70	16-120	50-240	16-120	50-240
Bolt No.	1	2	2	2	3	3
Remarks	Al to Al	Al to Al	Al to Al	Al to Al	Al to Al	Al to Al


*Add "SN" mean aluminum tinned

JB SERIES



Models	JB-0	JB-1	JB-2	JB-3	JB-4
Main Line(mm ²)	16-25	35-50	70-95	120-150	185-240
Service Line (mm ²)	16-25	35-50	70-95	120-150	185-240
Bolt No.	2	2	3	3	3
Remarks	Al to Al	Al to Al	Al to Al	Al to Al	Al to Al

PG010 SERIES



Models	PG010-1A	PG010-2A	PG010-1B	PG010-2B
Main Line(mm ²)	16-120	50-240	16-120	50-240
Service Line (mm ²)	16-120	50-240	16-120	50-240
Bolt No.	2	2	3	3
Remarks	Al to Al	Al to Al	Al to Al	Al to Al

Description

Designed to connect two parallel bare conductors. Conductors can be aluminum alloy or aluminum steel reinforced for main and copper for tap side.

Material

Connector bodies made of corrosion resistant, high strength aluminum alloy 99.5 with hot forged bimetallic sheet.
 Bolts: DIN 933, steel 8.8, dacromet; Nut: DIN934, dacromet, pressed into lower part
 Pressure pad: aluminum alloy; Spring washer: DIN127, steel.
 Conical washer/Spring washers: Steel, DIN6796 corrosion-protected, dacromet
 Stainless steel A2 bolts and nuts available according to order.

Features

Pressure pad ensuring uniform pressure along the clamp.
 Cross-grooved clamp channels of universal clamp type improve mechanical pullout strength and electrical contact.

PG661 SERIES



Models	PG661-11	PG661-12	PG661-21	PG661-22	PG661-23
Main Line(mm ²)	Al 16-70	AL 25-150	Al 16-70	Al 25-150	Al 35-200
Service Line (mm ²)	Cu 6-50	Cu 10-95	Cu 6-50	Cu 10-95	Cu 25-185
Bolt No.	1	1	2	2	2
Remarks	Al to Cu	Al to Cu	Al to Cu	Al to Cu	Al to Cu

PG661 SERIES



Models	PG661-31	PG661-32	PG661-33	PG661-34
Main Line(mm ²)	Al 16-70	AL 25-150	Al 35-240	Al 35-300
Service Line (mm ²)	Cu 6-50	Cu 10-95	Cu 25-185	Cu 35-240
Bolt No.	3	3	3	3
Remarks	Al to Cu	Al to Cu	Al to Cu	Al to Cu

PARALLEL GROOVE CLAMP



PG010 SERIES



Models	PG010-1A(CA)	PG010-2A(CA)	PG010-1B(CA)	PG010-2B(CA)
Main Line(mm²)	Al 10-120	Al 50-240	Al 10-120	Al 50-240
Service Line (mm²)	Cu 10-120	Cu 50-240	Cu 10-120	Cu 50-240
Bolt No.	2	2	3	3
Remarks	Al to Cu	Al to Cu	Al to Cu	Al to Cu

PG480 SERIES



Models	PG480-0	PG480-1A	PG480-1B	PG480-2B
Main Line(mm²)	6-50	16-50	16-50	16-120
Service Line (mm²)	2.5-10	2.5-10	2.5-10	6-35
Bolt No.	1	2	3	3
Remarks	Al to Cu	Al to Cu	Al to Cu	Al to Cu

JBL SERIES



Models	JBL-16-120A	JBL-120-400A	JBL-16-120B	JBL-120-400B
Main Line(mm²)	16-120	120-400	16-120	120-400
Service Line (mm²)	16-120	120-400	16-120	120-400
Bolt No.	2	2	3	3
Remarks	Al to Cu	Al to Cu	Al to Cu	Al to Cu

JBT SERIES



Models	JBT-10-70*	JBT-10-70A*	JBT-16-120A*	JBT-50-240A*
Main Line(mm²)	10-70	10-70	16-120	50-240
Service Line (mm²)	10-70	10-70	16-120	50-240
Bolt No.	1	2	2	2
Remarks	Al to Cu	Al to Cu	Al to Cu	Al to Cu

*Add "SN" mean aluminum tinned

LINE TAP CONNECTOR & WEDGE CONNECTOR



LINE TAP CONNECTOR

Description

For connecting AAC, AAAC conductor

Material

Aluminum Alloy, Natural & clean



Models	CRV-1	CRV-2
Cable Size(mm²)	35-75	50-100
Bolt No.	1	1

WEDGE CONNECTOR

Description

Wedge connector and Wedge connector with Stirrups (grounding ring) are used to connect solid and stranded aluminum, aluminum alloy and stranded aluminum composite conductors including AAC, AAAC, ACSR, ACAR, AW, ACSR/AW, ACSS, and Cu.

Material

Aluminum Alloy, Grease



Features

Both comply with ANSI C119.4 2003 Standard, Class AA

Hardness: HRF88-90

Machine standard: GB/T 2317.3-2000, DL/T 765.2-2004

WEDGE CONNECTOR COVER

Description

For protection of Wedge connector



Material

Anti UV Plastic, Rubber

Plastic cover for your choose: JXL12 for CRC-1 and CRC-2, JXL34 for CRC-3 and CRC-4

Rubber cover for your choose: JXL12 for CRC-1 and CRC-2, JXL34 for CRC-3 and CRC-4

*If want to 100% sealing, should use together with Magic gel



WEDGE CONNECTOR SELECTION TABLE FOR ALUMINUM ALLOY CONDUCTOR AAAC

Cross Section	Type of Cable	Overall Diameter (mm)																											
Type of Cable	AWG	30.6	48.7	63.4	77.5	105.6	123.3	133.1	155.4	167.8	195.7	211.6	246.9	250	300	312.8	350	394.5	400	450	465.4	500	550	559.5					
Darien	559.5	mm ²	Overall Diameter (mm)	5	6.4	7.4	8	9.4	10.1	10.5	11.4	11.8	12.7	13.3	14.3	14.6	16	16.3	17.2	18.3	19.6	19.9	20.6	21.7	21.8				
				AKRON	5	6.4	7.4	8	9.4	10.1	10.5	11.4	11.8	12.7	13.3	14.3	14.6	16	16.3	17.2	18.3	19.6	19.9	20.6	21.7	21.8			
				ALTON																									
				63.36MCM																									
				AMES																									
				105.6MCM																									
				AZUSA																									
				133.1MCM																									
				ANAHEIM																									
				167.8MCM																									
				AMHERST																									
				211.6MCM																									
				ALLIANCE																									
				250MCM																									
				300MCM																									
				BUTTE																									
				350MCM																									
				CANTON																									
				400MCM																									
				450MCM																									
				CAIRO																									
				500MCM																									
				550MCM																									

CRC series wedge connector, selection type according to the conductor size.
 Size type: CRC-X, also
 X: size code
 for example: CRC-1 5/5



WEDGE CONNECTOR SELECTION TABLE FOR ALUMINUM CONDUCTOR STEEL REINFORCED-ACSR

Cross Section	Type of Cable	Overall Diameter (mm)																											
Type of Cable	AWG	30.6	48.7	63.4	77.5	105.6	123.3	133.1	155.4	167.8	195.7	211.6	246.9	250	300	312.8	350	394.5	400	450	465.4	500	550	559.5					
Osprey	559.5	mm ²	Overall Diameter (mm)	5	6.4	7.4	8	9.4	10.1	10.5	11.4	11.8	12.7	13.3	14.3	14.6	16	16.3	17.2	18.3	19.6	19.9	20.6	21.7	21.8				
				TURKEY	5	6.4	7.4	8	9.4	10.1	10.5	11.4	11.8	12.7	13.3	14.3	14.6	16	16.3	17.2	18.3	19.6	19.9	20.6	21.7	21.8			
				THRUSH																									
				SWAN																									
				SWALLOW																									
				SPARROW																									
				ROBIN																									
				RAVEN																									
				QUAIL																									
				PIGEON																									
				PENGUIN																									
				WAXWING																									
				OWL																									
				PARTIDGE																									
				OSTRICH																									
				MERLIN																									
				LINNET																									
				ORIOLE																									
				CHICKADEE																									
				BRANT																									
				IBIS																									
				LARK																									
				PELICAN																									
				FLICKER																									
HAWK																													
HEN																													
OSPREY																													

CRC series wedge connector, selection type according to the conductor size.
 Size type: CRC-X, also
 X: size code
 for example: CRC-1 5/5.7

Description

For Aluminum, ACSR, and armor rod covered aluminum or ACSR conductor.
For installation on energized conductor .

Material

Body and Keeper - Aluminum Alloy

Eye bolt - Bronze alloy - Tin Plated

Eyestem - Bronze alloy, Forged or stainless steel

Spring (on eyestem) Stainless Steel



Models	LLC1520	LLCE1030-AC	LLC1530
Main Line(mm²)	16-70	10-120	16-185
Service Line (mm²)	16-50	10-70	16-95
Main Line(AWG)	6 sol-2/0 str al	8 sol-4/0 str al	6 sol- 400MCM al
Service Line (AWG)	6 sol-1/0 str al/cu	8 sol-2/0 str al/cu	6 sol-2/0 al/cu
Bolt No.	1	1	1



CROP TECHNOLOGY GROUP LTD.

Add: No.77, Zhongji Rd, Yueqing City, Zhejiang, China.
Tel: 0086-577-6259 2550
Fax: 0086-577-2778 9058
Ph./Whatsapp: 0086 138 6832 9796
Wechat: WXL17757788662
Email: info@cncropgroup.com

